

Scaled data based on original data using
LM-79-08 Approved Method: Electrical and Photometric Measurements of Solid-
State Lighting Products

Test Report Prepared for
Cooper Lighting Solutions
(formerly Eaton)

Brand: INVUE

Report Number: P401629

Luminaire Tested: **ENC-SA1E-730-U-SL2-HSS**

Issue Date: 5/20/2020

Test Information

Test Method: LM-79-08
Report Number: P401629
TEST IS SCALED FROM IESNA LM-79-08 TEST DATA (G1-2004-754-2)
Test Lab: INNOVATION CENTER
Issue Date: 5/20/2020
Manufacturer: COOPER LIGHTING SOLUTIONS (FORMERLY EATON)
Product Line: INVUE
Catalog Number: ENC-SA1E-730-U-SL2-HSS
Description: ENTRI LED LUMINAIRE
(1) 70 CRI, 3000K, 1050mA LIGHTSQUARE WITH 16 LEDS AND TYPE II SPILL
LIGHT ELIMINATOR OPTICS WITH HOUSE SIDE SHIELD
Light Source: -
Ballast/Driver: ELECTRONIC DRIVER

Summary

Lumens per Lamp: N/A
Luminaire Lumens: 5178 lumens
Efficiency: N/A
Efficacy: 90.5 lumens/watt
Luminous Opening: Rectangular (W 0.5' x L: 0.5' x H: 0')
IES Classification: Type III - Medium - Non-Cutoff
BUG Rating: B1 - U0 - G2

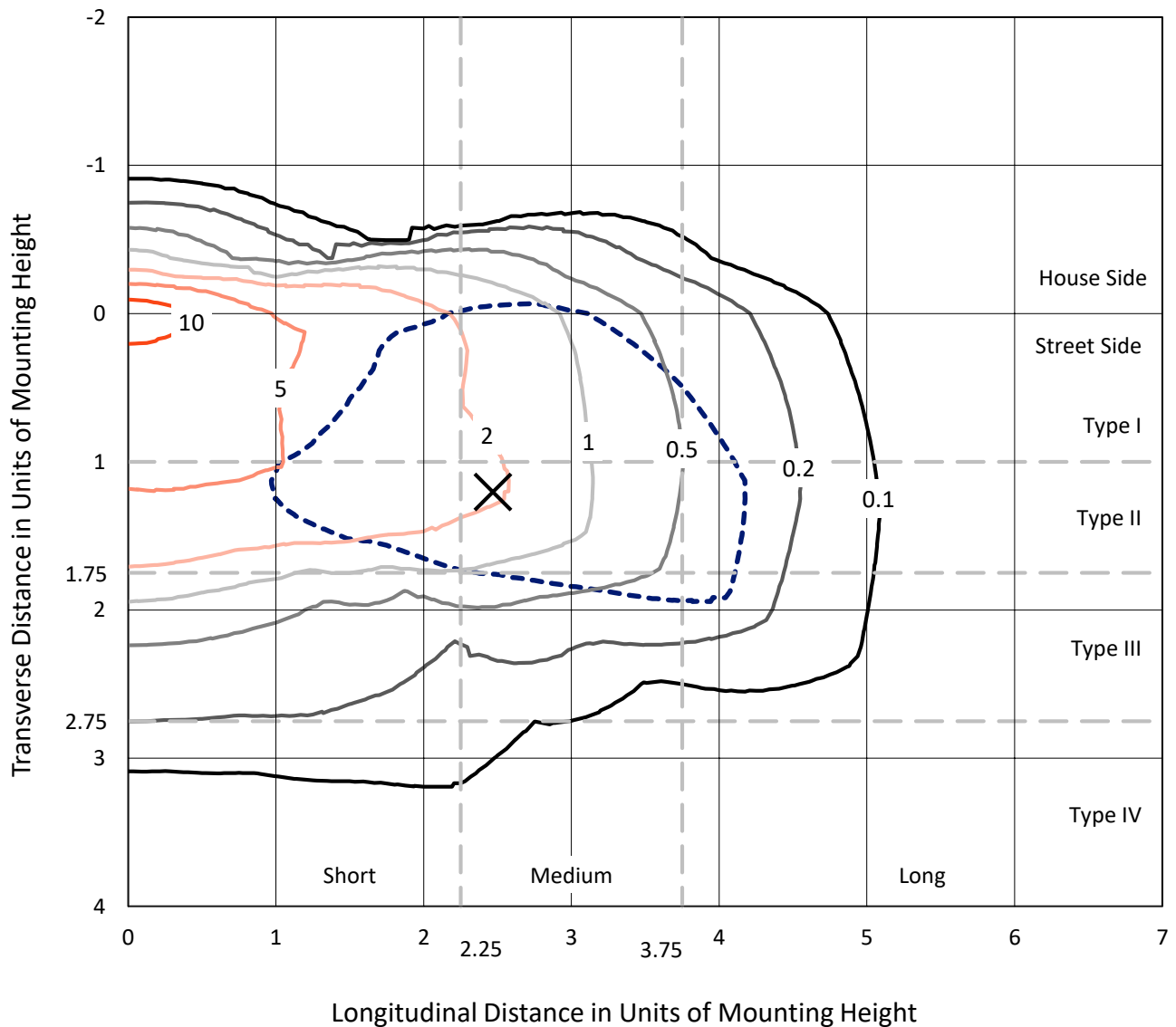
Input Watts (W): 57.2
Input Voltage (V): NR
Input Current (Ain): NR
Voltage Rise (V): NR
Power Factor: NR
Total Harmonic Distortion (THDi): NR
Frequency (hertz): 60
Stabilization Time: NR
Operation Time: NR
Ambient Temperature (°C): NR
Test Distance: 25 FT



REPORT NUMBER: P401629
 CATALOG NUMBER: ENC-SA1E-730-U-SL2-HSS

Iso-Footcandle Lines of Horizontal Illumination

✕ Max cd
 - - - 1/2 Max cd

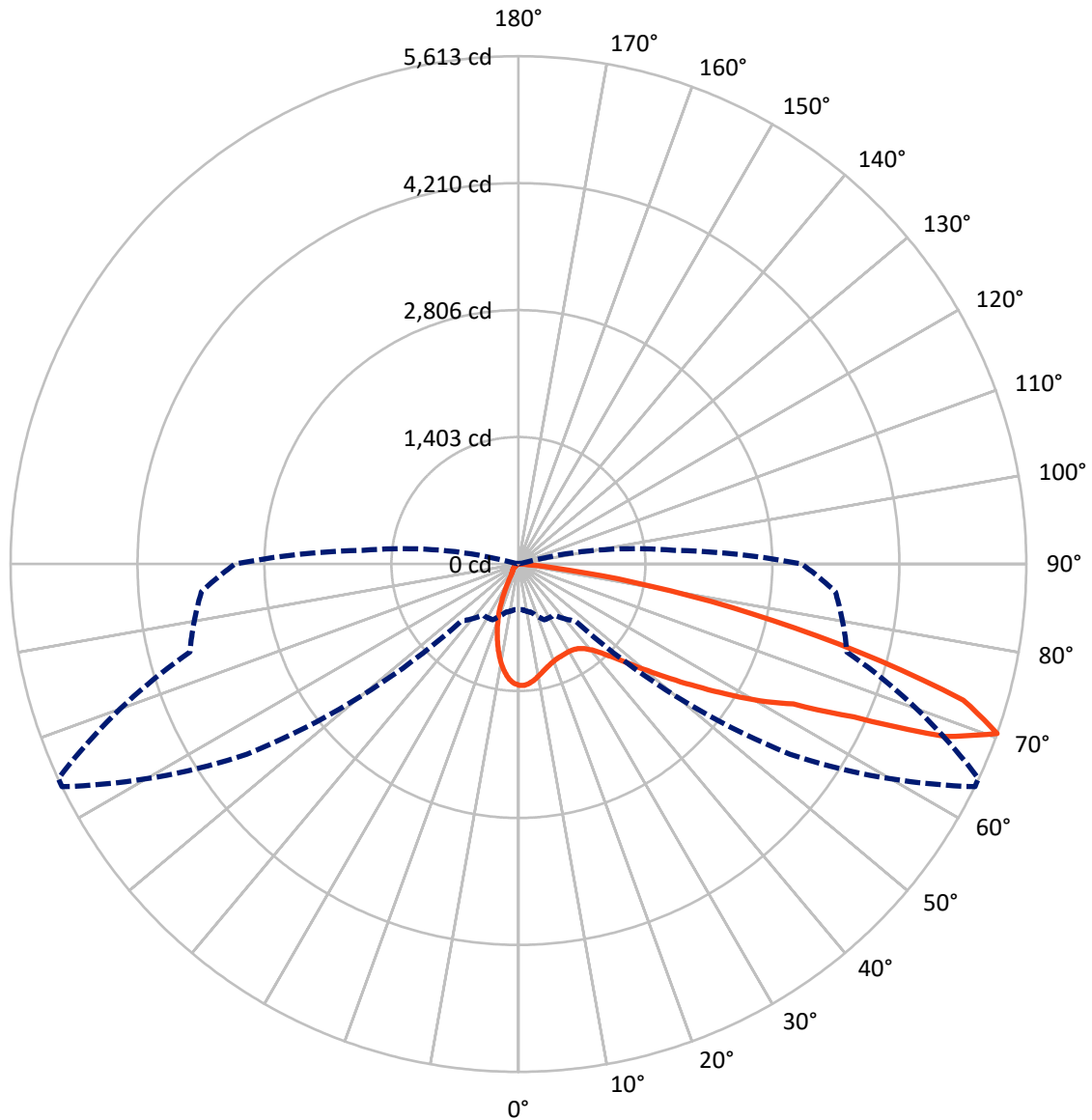


Based on 10 foot mounting height. Maximum calculated value = 13.4 fc
 Type III - Medium - Non-Cutoff

REPORT NUMBER: P401629

CATALOG NUMBER: ENC-SA1E-730-U-SL2-HSS

Luminous Intensity Polar Plot



— Vertical Plane Through 64-Deg Lateral - - - Horizontal Cone Through 70-Deg Vertical

REPORT NUMBER: P401629

CATALOG NUMBER: ENC-SA1E-730-U-SL2-HSS

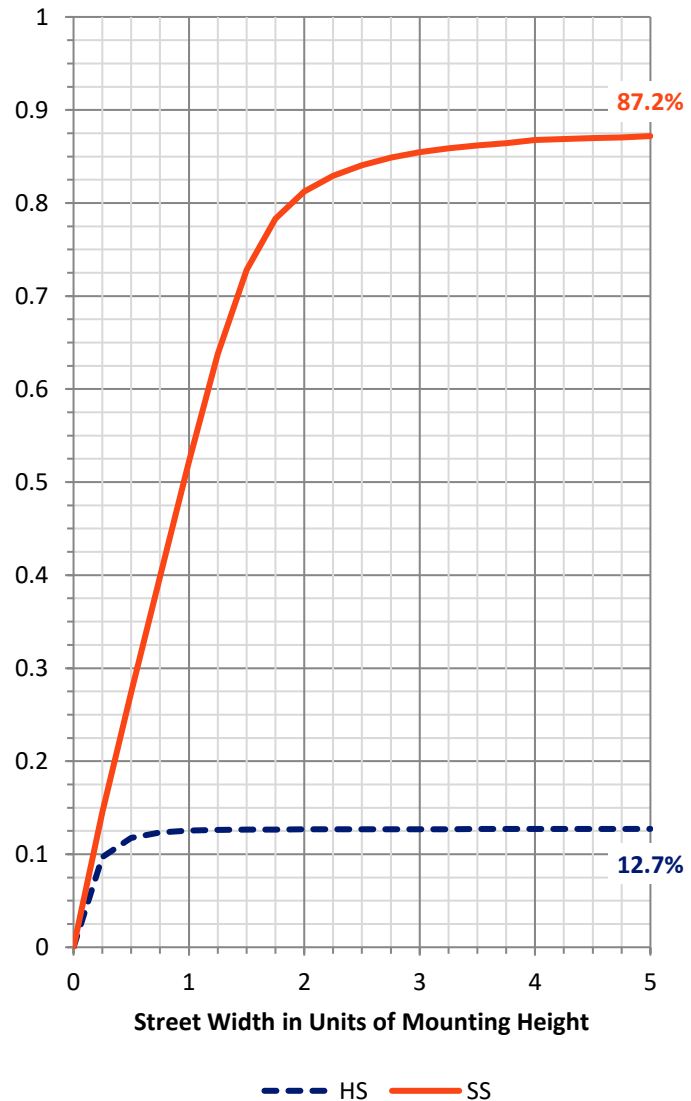
FLUX DISTRIBUTION:

		Downward	Upward	Total
House Side	Lumens	665.2	0.0	665.2
	% Fixture	12.8	0.0	12.8
Street Side	Lumens	4512.8	0.0	4512.8
	% Fixture	87.2	0.0	87.2
Total	Lumens	5178.0	0.0	5178.0
	% Fixture	100.0	0.0	100.0

Coefficient of Utilization

ZONAL LUMENS:

Zone	Lumens	% Fixture
0°-10°	113.0	2.2
10°-20°	250.7	4.8
20°-30°	345.2	6.7
30°-40°	475.3	9.2
40°-50°	708.5	13.7
50°-60°	1119.2	21.6
60°-70°	1268.2	24.5
70°-80°	832.7	16.1
80°-90°	65.3	1.3
90°-100°	0.0	0.0
100°-110°	0.0	0.0
110°-120°	0.0	0.0
120°-130°	0.0	0.0
130°-140°	0.0	0.0
140°-150°	0.0	0.0
150°-160°	0.0	0.0
160°-170°	0.0	0.0
170°-180°	0.0	0.0
0°-90°	5178.0	100.0
0°-180°	5178.0	100.0



REPORT NUMBER: P401629

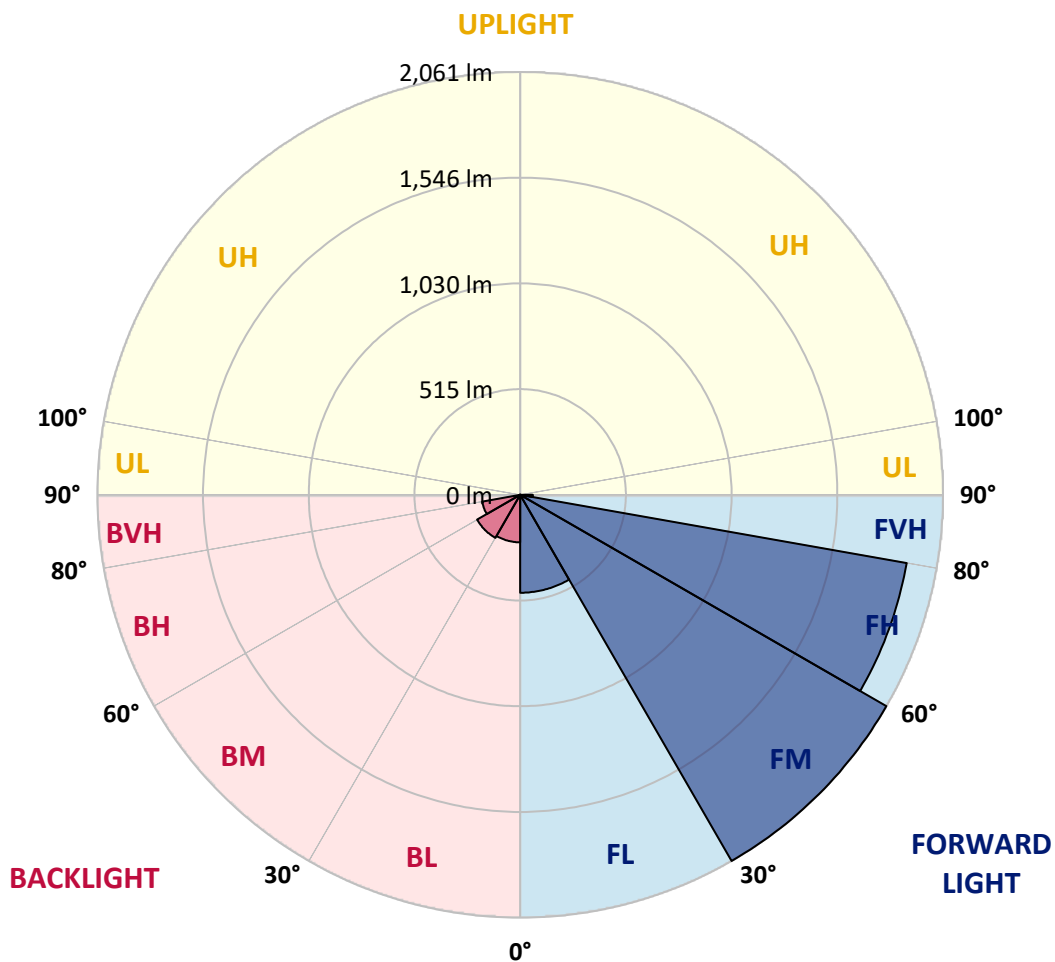
CATALOG NUMBER: ENC-SA1E-730-U-SL2-HSS

LUMINAIRE CLASSIFICATION SYSTEM LUMEN TABLE AND BUG RATING:

Zone		Lumens	% Fixture	Zone Rating/Lumen Limit		
				B	U	G
FL	(0°-30°)	477.3	9.2			
FM	(30°-60°)	2060.8	39.8			
FH	(60°-80°)	1913.1	36.9			G2/5000
FVH	(80°-90°)	61.7	1.2			G1/100
BL	(0°-30°)	231.5	4.5	B1/500		
BM	(30°-60°)	242.3	4.7	B1/1000		
BH	(60°-80°)	187.8	3.6	B1/500		G1/500
BVH	(80°-90°)	3.6	0.1			G0/10
UL	(90°-100°)	0.0	0.0		U0/0	
UH	(100°-180°)	0.0	0.0		U0/0	

BUG Rating: B1-U0-G2

Type III Medium





REPORT NUMBER: P401629

CATALOG NUMBER: ENC-SA1E-730-U-SL2-HSS

CANDELA DISTRIBUTION (FULL):

	0°	5°	15°	25°	35°	45°	55°	64°	65°	75°	85°
0°	1340.4	1340.4	1340.4	1340.4	1340.4	1340.4	1340.4	1340.4	1340.4	1340.4	1340.4
2.5°	1303.1	1303.1	1309.4	1315.8	1319.4	1329.5	1336.7	1342.2	1342.2	1345.9	1339.5
5°	1216.5	1216.5	1222.0	1237.5	1253.9	1274.8	1298.5	1322.2	1326.7	1344.0	1343.1
7.5°	1136.4	1143.7	1152.8	1168.3	1185.6	1216.5	1249.3	1290.3	1294.9	1336.7	1345.9
10°	1080.9	1085.4	1090.9	1108.2	1133.7	1169.2	1204.7	1253.0	1261.2	1324.0	1345.9
12.5°	1036.3	1037.2	1045.4	1064.5	1089.1	1123.7	1163.7	1216.5	1226.6	1301.2	1342.2
15°	1004.4	1003.5	1012.6	1030.8	1054.5	1090.0	1129.1	1184.7	1195.6	1282.1	1341.3
17.5°	985.3	986.2	993.5	1007.1	1029.9	1063.6	1103.6	1158.3	1169.2	1266.6	1345.9
20°	985.3	985.3	989.8	996.2	1013.5	1043.5	1082.7	1139.1	1150.1	1256.6	1352.2
22.5°	1004.4	1002.6	1006.2	1000.7	1008.9	1029.9	1069.9	1126.4	1138.2	1252.1	1362.2
25°	1039.0	1035.3	1038.1	1026.2	1017.1	1026.2	1061.7	1120.9	1133.7	1253.0	1371.3
27.5°	1087.2	1087.2	1081.8	1065.4	1042.6	1032.6	1060.8	1117.3	1130.0	1253.0	1377.7
30°	1154.6	1151.9	1143.7	1127.3	1091.8	1058.1	1069.9	1117.3	1130.0	1253.9	1379.5
32.5°	1222.0	1223.8	1228.4	1212.0	1163.7	1101.8	1091.8	1125.5	1136.4	1253.0	1376.8
35°	1290.3	1291.2	1311.2	1313.1	1251.2	1171.9	1129.1	1147.3	1154.6	1262.1	1378.6
37.5°	1350.4	1355.0	1394.1	1413.2	1362.2	1262.1	1188.3	1188.3	1192.0	1286.7	1389.6
40°	1417.8	1429.6	1477.0	1519.8	1499.7	1377.7	1274.8	1248.4	1250.2	1331.3	1414.1
42.5°	1496.1	1510.7	1572.6	1634.5	1633.6	1519.8	1384.1	1344.0	1345.9	1408.7	1464.2
45°	1595.4	1605.4	1683.7	1761.1	1777.5	1676.4	1521.6	1468.8	1470.6	1526.1	1561.7
47.5°	1716.5	1728.3	1803.9	1896.8	1938.6	1864.9	1700.1	1642.7	1637.2	1676.4	1701.9
50°	1874.9	1897.7	1942.3	2031.5	2132.6	2083.4	1909.5	1852.1	1844.9	1875.8	1884.0
52.5°	2026.1	2047.0	2065.2	2147.2	2342.9	2354.8	2166.3	2103.5	2096.2	2103.5	2113.5
55°	2048.8	2060.7	2074.3	2185.4	2513.2	2699.9	2458.6	2383.9	2363.0	2349.3	2383.0
57.5°	1867.6	1860.3	1905.9	2057.0	2541.5	3081.4	2853.8	2709.0	2689.0	2613.4	2579.7
60°	1478.8	1468.8	1511.6	1718.3	2383.0	3270.8	3402.0	3068.7	3019.5	2766.4	2733.6
62.5°	1039.0	1027.1	1082.7	1204.7	1848.5	3233.5	4020.3	3409.2	3311.8	2902.1	2857.4
65°	800.4	794.9	825.0	852.3	1128.2	2801.0	4360.8	4074.0	3872.7	3049.6	2992.2
67.5°	627.4	634.7	672.0	751.2	728.5	1745.6	4328.9	5088.4	4887.1	3320.9	3284.5
70°	504.5	506.3	552.7	679.3	687.5	888.7	3665.1	5612.9	5610.1	3758.9	3516.7
72.5°	305.0	313.2	388.8	587.3	693.9	680.2	2464.1	5143.0	5214.0	3860.9	3171.6
75°	146.6	154.8	201.2	394.3	689.3	662.0	1333.1	3893.7	3984.7	3462.1	2571.5
77.5°	54.6	61.9	92.9	193.0	510.8	606.5	701.2	2625.2	2697.2	2534.2	1742.0
80°	17.3	20.0	36.4	88.3	259.5	500.8	451.7	1480.6	1528.9	1109.1	585.5
82.5°	1.8	2.7	10.0	30.0	100.2	255.0	265.0	557.3	581.9	216.7	118.4
85°	0.0	0.0	0.0	0.0	1.8	1.8	65.6	106.5	87.4	20.9	34.6
87.5°	0.0	0.0	0.0	0.0	0.0	0.9	1.8	2.7	2.7	2.7	3.6
90°	0.0	0.0	0.0	0.0	0.0	0.0	0.0	0.0	0.0	0.0	0.0



REPORT NUMBER: P401629

CATALOG NUMBER: ENC-SA1E-730-U-SL2-HSS

CANDELA DISTRIBUTION (continued):

	90°	95°	105°	115°	125°	135°	145°	155°	165°	175°	180°
0°	1340.4	1340.4	1340.4	1340.4	1340.4	1340.4	1340.4	1340.4	1340.4	1340.4	1340.4
2.5°	1338.6	1338.6	1332.2	1322.2	1309.4	1291.2	1286.7	1272.1	1272.1	1260.3	1258.4
5°	1340.4	1334.9	1314.0	1283.0	1240.2	1193.8	1164.6	1132.8	1105.5	1088.2	1090.0
7.5°	1340.4	1328.6	1286.7	1218.4	1138.2	1058.1	997.1	926.1	893.3	871.4	881.5
10°	1336.7	1316.7	1243.9	1140.1	1013.5	902.4	802.2	720.3	663.8	640.1	620.1
12.5°	1328.6	1299.4	1190.1	1042.6	880.5	734.8	596.4	489.0	414.3	377.0	372.4
15°	1321.3	1281.2	1127.3	936.1	730.3	540.0	385.2	282.3	218.5	204.0	205.8
17.5°	1319.4	1263.9	1067.2	823.2	583.7	359.7	222.2	179.4	170.3	166.6	165.7
20°	1320.4	1248.4	1001.6	711.2	413.4	224.0	168.5	158.4	154.8	153.0	152.1
22.5°	1324.0	1231.1	937.0	593.7	282.3	163.9	150.2	143.9	139.3	136.6	135.7
25°	1324.0	1212.0	865.1	469.0	184.8	143.9	134.8	126.6	120.2	116.6	116.6
27.5°	1321.3	1190.1	790.4	356.0	146.6	128.4	118.4	107.4	99.3	94.7	94.7
30°	1313.1	1163.7	718.5	248.6	128.4	114.7	102.0	88.3	78.3	73.8	71.9
32.5°	1301.2	1135.5	635.6	174.8	115.6	100.2	85.6	71.0	61.9	56.5	56.5
35°	1288.5	1107.3	546.4	133.9	104.7	88.3	71.9	57.4	49.2	45.5	44.6
37.5°	1282.1	1077.2	458.9	115.6	93.8	75.6	58.3	46.4	40.1	37.3	36.4
40°	1286.7	1054.5	373.3	103.8	83.8	63.7	48.3	39.2	33.7	30.0	30.0
42.5°	1314.0	1041.7	292.3	94.7	74.7	53.7	40.1	31.9	26.4	23.7	23.7
45°	1369.5	1050.8	222.2	86.5	63.7	44.6	33.7	25.5	20.0	17.3	17.3
47.5°	1462.4	1087.2	168.5	79.2	54.6	36.4	27.3	20.0	15.5	13.7	12.7
50°	1598.1	1159.2	132.0	71.9	45.5	31.0	22.8	15.5	11.8	10.0	10.0
52.5°	1793.9	1283.9	112.9	63.7	37.3	25.5	18.2	11.8	9.1	7.3	7.3
55°	2034.3	1442.4	102.0	56.5	30.0	20.9	14.6	9.1	6.4	5.5	4.6
57.5°	2229.1	1568.0	95.6	49.2	25.5	18.2	10.9	7.3	5.5	3.6	3.6
60°	2401.2	1649.1	84.7	41.0	21.9	14.6	9.1	5.5	3.6	2.7	2.7
62.5°	2540.5	1701.9	70.1	32.8	18.2	11.8	7.3	4.6	3.6	2.7	2.7
65°	2699.0	1744.7	57.4	25.5	15.5	10.0	6.4	3.6	2.7	2.7	2.7
67.5°	3009.5	1840.3	42.8	20.0	11.8	8.2	5.5	3.6	2.7	1.8	1.8
70°	3130.6	1728.3	33.7	16.4	9.1	7.3	5.5	3.6	1.8	1.8	1.8
72.5°	2664.4	1293.9	26.4	13.7	8.2	6.4	5.5	3.6	2.7	2.7	1.8
75°	2113.5	874.2	20.9	10.9	8.2	7.3	5.5	5.5	4.6	3.6	3.6
77.5°	1349.5	387.0	16.4	9.1	8.2	9.1	8.2	5.5	5.5	4.6	4.6
80°	402.5	92.9	11.8	7.3	6.4	7.3	8.2	5.5	3.6	2.7	2.7
82.5°	87.4	21.9	7.3	3.6	4.6	3.6	5.5	5.5	3.6	2.7	2.7
85°	29.1	8.2	4.6	3.6	2.7	2.7	2.7	2.7	2.7	2.7	1.8
87.5°	1.8	2.7	2.7	1.8	1.8	1.8	1.8	0.9	0.9	1.8	1.8
90°	0.0	0.0	0.0	0.0	0.0	0.0	0.0	0.0	0.0	0.0	0.0

(END OF REPORT)